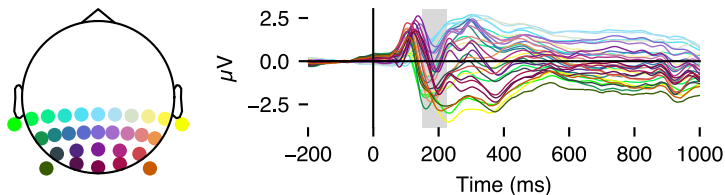
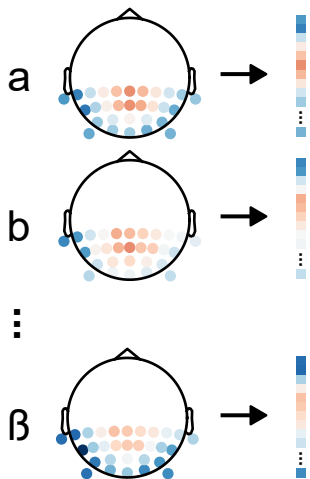
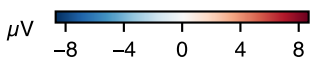


**a** Posterior region of interest and 150-225 ms time window of interest



**b** Participant-specific activity patterns for each character



**c** ERP correlation distances

$$1 - r \left( \begin{array}{c} \text{[Color bar]} \\ \text{[Color bar]} \\ \vdots \\ i \\ \vdots \\ j \\ \text{[Color bar]} \end{array}, \begin{array}{c} \text{[Color bar]} \\ \text{[Color bar]} \\ \vdots \\ j \\ \vdots \\ i \\ \text{[Color bar]} \end{array} \right)$$

**d** Participant-specific neural RDMs

